

The SchoolNet Effect™

The people, the passion, the tools,
the technology to accelerate achievement

"SchoolNet is the **greatest education reform** initiative
that Corpus Christi ISD has engaged in in the last 10 years."

-DR. KATHERINE CONOLY
Executive Director, Special Programs, Corpus Christi ISD



525 Seventh Avenue, 4th Floor
New York, NY 10018
Tel: (866) DATA-DRIVEN
sales@schoolnet.com
www.schoolnet.com/NetEffect



The School District of Philadelphia is partnering with SchoolNet to use data to drive change in instructional practice, improve student success and increase the impact of its professional development programs.

District of Columbia Public Schools is partnering with SchoolNet to reach its goal to be among the first major school districts to eliminate achievement gaps among all subgroups of its student population.

Atlanta Public Schools is partnering with SchoolNet to help realize its vision for 100 percent high-performing schools by 2007.

Chicago Public Schools is partnering with SchoolNet to deliver high-quality academic programs that prepare students for success in school and life.

Goose Creek Consolidated Independent School District in Texas is partnering with SchoolNet to continuously transform education by anticipating the future.

THE LEADER IN
SCHOOL PERFORMANCE MANAGEMENT

The SchoolNet EffectSM

INSTRUCTIONAL MANAGEMENT SOLUTIONS
HUMAN CAPITAL MANAGEMENT SOLUTIONS
CONNECTED LEARNING COMMUNITIES

"SchoolNet is the single most powerful tool for school improvement."

—VINCE DETOLLA
Executive Director of Education Technology, The School District of Philadelphia

Districts across America are partnering with SchoolNet to accelerate gains in student achievement and school performance.

From high-stakes test scores to teacher retention rates, to data-driven individualized instruction, SchoolNet's integrated School Performance Management (SPM) system enables measurable, sustainable gains for school districts.

High-impact gains that drive instructional effectiveness, administrative efficiency and organizational excellence.

Transformative gains that are part and parcel of fulfilling districts' visions for school reform and quality.

By bringing together the industry's leading Instructional Management Solutions and Human Capital Management Solutions, SchoolNet is providing the first truly comprehensive K-12 School Performance Management system that powers equity and attainment.



“SchoolNet is a powerful tool that will help us reach our goal of becoming the nation’s

highest performing urban school system.”

– DR. BEVERLY L. HALL
Superintendent, Atlanta Public Schools

Arne Duncan, Chief Executive Officer for Chicago Public Schools, is relying on SchoolNet to provide performance management consoles so that “every decision we make is based on the way it will support student achievement.”

Vince DeTolla, Executive Director of Education Technology for The School District of Philadelphia, states that “SchoolNet ‘connects all the dots’ required to achieve meaningful and sustained improvement in our schools and classrooms.”

NCLB Category	ELA	Math
Summary	AYP Goals Not Met	AYP Goals Not Met
Male	AYP Goals Met	AYP Goals Met
Female	AYP Goals Met	AYP Goals Met
Black not Hispanic	AYP Goals Met	AYP Goals Met
Hispanic	AYP Goals Met	AYP Goals Met
White not Hispanic	AYP Goals Met	AYP Goals Met
Special Education	45 Students Not Proficient	56 Students Not Proficient
Economically Disadvantaged	AYP Goals Met	AYP Goals Met
LEP	24 Students Not Proficient	28 Students Not Proficient

NCLB Reports show AYP performance based on NCLB categories.

For large and mid-sized districts seeking School Performance Management systems to meet their most essential needs, SchoolNet sets the standard.

SchoolNet’s system uses data to drive continuous improvement in district decision-making, organizational proficiency, student progress and school quality. In doing so, SchoolNet enables all constituents in a district – from district administrators to principals to teachers – to more effectively manage performance. To set goals and monitor progress. To implement continuous improvement planning. To deliver net gains in student achievement based on true school performance management.

Dashboard and role-based analytics and reporting. Business intelligence tools for measurement of program efficacy. Standards-based curriculum and instructional planning and management. Formative and summative benchmark testing. Individualized instruction. Professional development planning and management. Staff performance evaluation. Succession planning. These are all essential elements of the SchoolNet SPM system.

All backed by a truly committed partner with an extraordinarily committed and experienced service and support organization.

With its uniquely personalized, role-based approach, and with a rapidly growing network of districts and educators working in concert to share best practices, SchoolNet is helping districts experience the SchoolNet Effect. Achievement *accelerated*.

The screenshot shows a dashboard with a 'Class-Wide Summary' table and a 'Student-by-Student Data' section. The summary table has columns for 'Item', '100%', '90%', '80%', '70%', '60%', '50%', '40%', '30%', '20%', '10%', and '0%'. The 'Student-by-Student Data' section includes a table with columns for 'Item', '100%', '90%', '80%', '70%', '60%', '50%', '40%', '30%', '20%', '10%', and '0%'. There are also checkboxes for 'Print Results', 'Download Summary', and 'Export Data'.

The Item Analysis Report shows educators which items on a benchmark exam were the most problematic.



District administrators gain...



- An all-in-one system for school performance management and process alignment based on goal setting, data analysis, progress monitoring and continuous improvement planning
- Dashboard-based access to key performance indicators at the district, school and classroom level to drive district success, both day-to-day and long-term
- Empowerment of all district constituents, including administrators, principals, teachers, parents and students, through ongoing access to performance data and through an enhanced ability to communicate with each other
- Rich and reliable data analysis tools that allow research and evaluation teams to measure the impact and effectiveness of multi-million-dollar investments in curricular and professional development programs – and to allocate funding where it will have the most ROI
- Reports on standardized test and benchmark assessment results, growth/decline in proficiency, attendance, discipline and more that provide an accurate and actionable picture of district progress toward accountability goals
- A centralized platform to align curriculum, assessments and instruction with each other, as well as to standards, based on a data-driven view of what students need to learn and what teachers need to teach
- Data-driven optimization of human capital along with increased instructional staff productivity

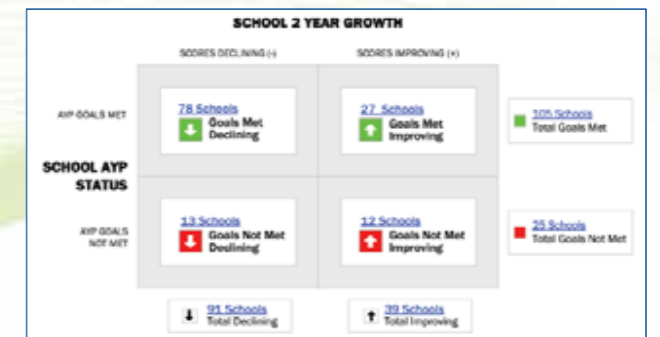
Mentor Interaction Summary	
Individual Name	Brown Melissa
Mentor	Hamon Lorraine
Interaction date	October 03 2006
Interaction Type	Post-observation meeting
Duration	1 hour, 0 mins
Standards addressed	National Educational Technology Standards (NETS) I. Technology Operations and Concepts II. Teaching, Learning, and the Curriculum
Issues discussed	Curriculum/Lesson Plans, Learning Styles, Technology, Classroom Management
Outcomes	Spoke with Melissa about sharing her lesson plan with other teachers. She has had particular success with differentiating learning styles within her classrooms. She has adopted the technology available to her and should continue to encourage other teachers to do the same.
Next steps	Melissa has agreed to meet with other teachers to review her lesson plans.
Reflections	We decided that she will continue to share best practices with her fellow teachers.

This Mentor Interaction Report shows teachers who are receiving mentoring and the extent of mentoring received.

- A single access point to manage and report on professional development effectiveness – targeting the right PD to the right people to optimize teacher skill growth and student achievement
- An open, content-neutral, SIF-certified platform that provides the freedom to integrate, manage and deploy text books, supplemental materials and assessment items from third parties, from industry sources and from the district itself into a single, always-available resource
- A commitment to driving the development of third-party content and assessment, learning management and other solutions that integrate easily into this platform via the SchoolNet Synchronized Partners Program

School Type	ELA	Math	Other Subject
Elementary	7 Schools AYP Goals Met	26 Schools AYP Goals Met	26 Schools AYP Goals Met
	12 Schools Area of Concern	7 Schools Area of Concern	21 Schools Area of Concern
	14 Schools AYP Goals Not Met	4 Schools AYP Goals Not Met	14 Schools AYP Goals Not Met
Middle School	0 Schools AYP Goals Met	0 Schools AYP Goals Met	0 Schools AYP Goals Met
	0 Schools Area of Concern	1 School Area of Concern	1 School Area of Concern
	14 Schools AYP Goals Not Met	11 Schools AYP Goals Not Met	14 Schools AYP Goals Not Met
High School	1 School AYP Goals Met	1 School AYP Goals Met	1 School AYP Goals Met
	0 Schools Area of Concern	0 Schools Area of Concern	0 Schools Area of Concern
	8 Schools AYP Goals Not Met	8 Schools AYP Goals Not Met	8 Schools AYP Goals Not Met

Stoplight Reports allow administrators to analyze data through the lens of NCLB and gauge the number of schools on target to meet proficiency goals.



The Growth Report combines AYP status with aggregated school gains.

...everything they need,

in one unified system, to manage and continually improve school performance and to realize district vision for student success.

Teachers gain...

- Easy access via classroom dashboards to performance and diagnostic data at the group and individual student level in order to monitor progress and differentiate instruction based on which students need intervention and which would benefit from more advanced work
- Immediate access to an online resource and materials bank with locally developed curriculum as well as district adopted third-party content – to help implement differentiated instruction
- The ability to quickly deploy classroom assessments in order to track students' mastery of skills and standards on an ongoing basis – and to adjust instruction in time to impact progress
- The ability to share performance data with students and parents to involve and motivate them, and to spur improvement
- Rich yet easy-to-use planning tools, including a standards-aligned lesson plan creator, instructional calendar and professional development programs that enhance instructional practice, track progress in covering the curriculum and enable greater efficiency and effectiveness

The Standards Mastery Report provides teachers with student progress – at a glance.

Item	Standard	Assessment	Assessment Type	Assessment Date	Assessment Score	Assessment Status	Assessment Type	Assessment Date	Assessment Score	Assessment Status
1.00	2.2.A.1	Use concepts of similarity, Pythagorean Theorem & Right Triangle relationships to find unknown measurements	20	2	2	2	2	2	2	2
1.00	2.2.A.2	Sketch images	20	2	2	2	2	2	2	2
1.00	2.2.A.3	Calculate a percent of a number (e.g., 30% of 50)	20	2	2	2	2	2	2	2
1.00	2.2.A.4	Demonstrate proficiency using all four operations with all types of real numbers	20	2	2	2	2	2	2	2
1.00	2.2.A.5	Order a set of real numbers	20	2	2	2	2	2	2	2
1.00	2.2.A.6	Find the area of a triangle when given the base and the height	20	2	2	2	2	2	2	2
1.00	2.2.A.7	Estimate, use and compare measures of volume, rate, perimeter, area, volume, weight, mass and angle	20	2	2	2	2	2	2	2
1.00	2.2.A.8	Describe how a change in one dimension of an object affects its perimeter, area, and volume	20	2	2	2	2	2	2	2
1.00	2.2.A.9	Use scale measurements to represent objects in drawings	20	2	2	2	2	2	2	2
1.00	2.2.A.10	Create and use scale drawings	20	2	2	2	2	2	2	2

The Standards Mastery Report provides teachers with student progress – at a glance.

Student Profile Reports provide a comprehensive record for each student's academic history.

Personal Information

Student Name: BROWN, GEORGE
 Address: 2322 FOUND WAY, CORPUS CHRISTI, TX 78404 2008
 Telephone: 889-122-2430
 Date of Birth: 1/21/83
 Gender: Male
 Ethnicity: African American
 Lunch Status: Full Economic/Disadvantaged
 Special Education: No
 Gifted & Talented: No

Current Attendance and History

School: WHEAT MIDDLE SCHOOL
 Grade: 8
 Attendance: NA
 Enrollment Status: 08/12 - Present
 Days Enrolled: 173
 Absences: 1
 Tardies: 0
 View to Date Disciplinary Incidents: 0

Current Year Academic Record

Course - Section	# of Semesters	Second Semester	Third Semester	Overall Grade
UNIT 1: GEOMETRY (1111) - BROWN, GEORGE WHEAT MIDDLE SCHOOL - BARBERSHILL, GOLDEN	2	2	NA	Yes
UNIT 2: ALGEBRA (1111) - BROWN, GEORGE WHEAT MIDDLE SCHOOL - WEST, SABA	2	2	NA	Yes
UNIT 3: ALGEBRA (1111) - BROWN, GEORGE WHEAT MIDDLE SCHOOL - DEERWOOD, HENOKA	2	2	NA	Yes
UNIT 4: ALGEBRA (1111) - BROWN, GEORGE WHEAT MIDDLE SCHOOL - HICKORY, KAY	2	2	NA	Yes
UNIT 5: ALGEBRA (1111) - BROWN, GEORGE WHEAT MIDDLE SCHOOL - FAIR, WAFORD	2	2	NA	Yes

Current Year Academic Performance (Subject Assessment)

English Language Arts and Reading Performance

Lead Test: ESOFT, Reading 7 CED 2 (Item ID: 28-28, 370288)
 Content Area: English Language Arts
 Overall Performance: 52 %
 Score Range: Intervention Required

Mathematics Performance

Lead Test: ESOFT, Math 7 CED 4 (Item ID: 370289)
 Content Area: Mathematics
 Overall Performance: 64 %
 Score Range: Intervention Required

View Trends in Student Achievement: In: ELA MATH

Year	Score	Score Group
2002-2003	52	Intervention Required
2003-2004	64	Intervention Required

Student Profile Reports provide a comprehensive record for each student's academic history.


...everything they need,
 in one unified system, to make the promise of individualized instruction and accelerated achievement a reality right now.

Parents and your entire learning community gain...




School Portals connect the entire learning community with easy access to information.

- An easy way to monitor and assist with their child's academic achievement, as mandated by NCLB
- Ongoing access to information about their children's performance at school
- Specific information that uncovers the areas in which their children are excelling – as well as areas in which they may need extra support
- Access to specific resources to support their child's specific instructional needs
- Essential core information for parents such as registration, curriculum and educational programs
- A Unified Calendar that lets parents more easily track events happening at school




A Parents Portal provides access to detailed information as well as supplemental instructional resources.



...everything they need,

in one unified system, to become fully involved partners in student and school success



Most of all,

our children gain...

As more districts across America make significant and sustainable net gains in student achievement and school performance with SchoolNet, another equally important gain is being made.

Today, dozens of large districts, thousands of schools, hundreds of thousands of educators and millions of students are touching or being touched by SchoolNet.

Through this unprecedented interconnection, a vibrant, growing network of district and community leaders, of principals and teachers, of parents and students is forming. They are being enabled by new tools and technologies. They are being inspired by each other.

Best practices are being shared. Innovations are being collaboratively developed. Ideas are criss-crossing from educator to educator, from school to school, from district to district.

School improvement is rising. District excellence is rising. Student achievement is rising. Because now there's a network that's all about school performance. Now there's *SchoolNet*.

To learn more about SchoolNet, visit schoolnet.com/NetEffect

Visit. Explore. Connect.
At schoolnet.com/NetEffect